

Como fazer um Report:

Sua Liga foi aprovada e essa é a sua primeira vez fazendo Report:

1º Passo:

Entre no site: www.pokemon.com

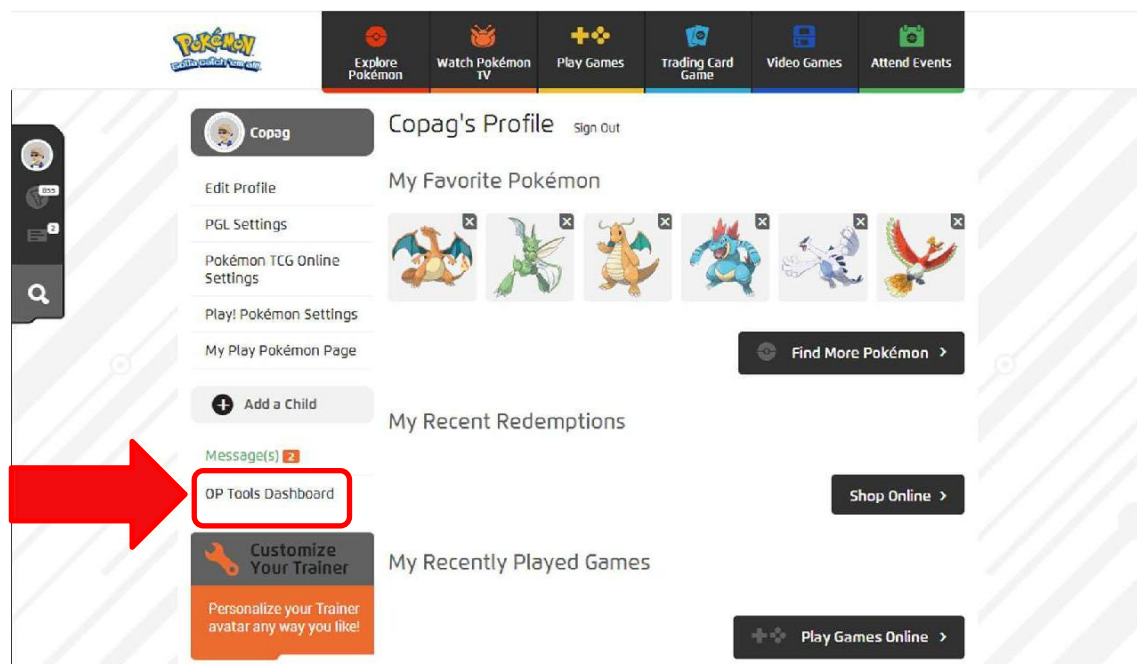
2º Passo:

Faça o seu login no site.

Caso não tenha, faça uma conta na: www.pokemon.com

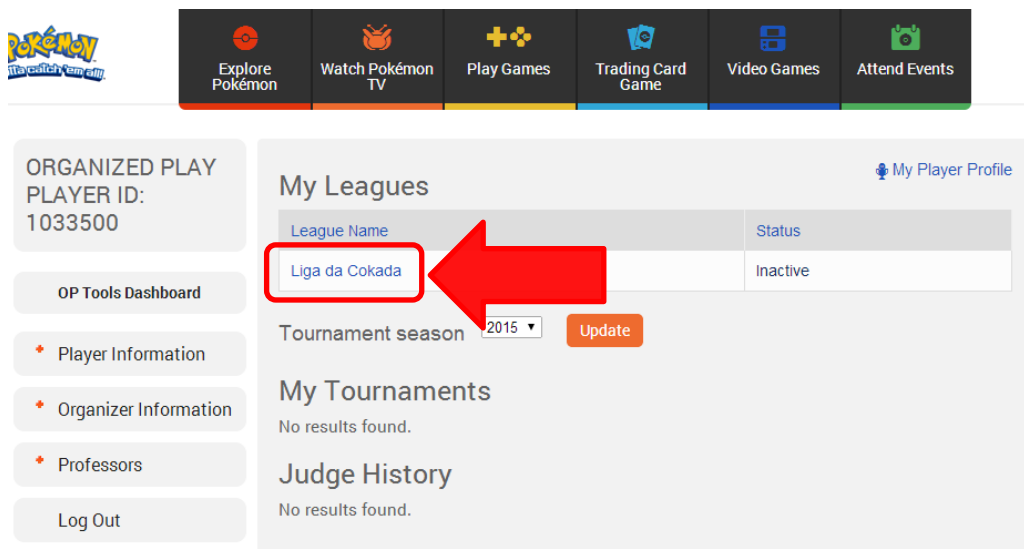
3º Passo:

Clique em “OP Tools Dashboard”



4º Passo:

Clique no nome da sua Liga



The screenshot shows the Pokémon Organized Play (OP) interface. At the top, there is a navigation bar with icons for 'Explore Pokémon', 'Watch Pokémon TV', 'Play Games', 'Trading Card Game', 'Video Games', and 'Attend Events'. Below this, the user's profile information is displayed: 'ORGANIZED PLAY PLAYER ID: 1033500'. A sidebar on the left contains links for 'OP Tools Dashboard', 'Player Information', 'Organizer Information', 'Professors', and 'Log Out'. The main content area is titled 'My Leagues' and includes a 'My Player Profile' link. A table lists the user's leagues, with one entry 'Liga da Cokada' highlighted by a red box and a red arrow pointing to it. Below the table, there is a 'Tournament season' dropdown menu set to '2015' and an 'Update' button. Further down, there are sections for 'My Tournaments' and 'Judge History', both showing 'No results found.'

League Name	Status
Liga da Cokada	Inactive

Tournament season: 2015 [Update]

My Tournaments
No results found.

Judge History
No results found.

5º Passo:

Clique em “Add Play Times”

League Details for Lig

Pokémon Leagues are a fun way to get involved in playing Pokémon games with other Pokémon fans. The Pokémon event information below explains where and when a Pokémon League event is taking place near you. For more information about this league location, please contact the organizer listed below. Learn more about Pokémon Leagues, including information on how to start your own league, [here](#).

League Overview

Application: Approved

Status: Inactive

Contact Information

Edit Contact Info

Leaders:

Edit Leaders

Current Season

Add Play Times

Order Submitted

Add Play Times

Order Submitted

Delphox 30 June, 2014 to 01 Aug, 2014

Next Season: Greninja 11 Aug, 2014 to 15 Sep, 2014

Games Played At This League

Pokémon Trading Card Game

Edit

Upcoming Play Times

League Calendar

Previous Next
July

5º Passo:

Escolha as datas, dias da semana e horário que acontecerão as Ligas.

ORGANIZED PLAY
PLAYER ID:
1033500

OP Tools Dashboard

Player Information

Organizer Information

Professors

Log Out

Add play times for Liga da Cokada

Please schedule the play times for each of your leagues sessions below by choosing a time interval and checking the dates. If you would like to add more than one block of time, you need to schedule each block separately. Once you are finished, click on the buttons at the bottom of the page.

Start time: 12:00PM

End time: 02:00PM

Invert | Select none

Click to select all the corresponding weekdays.

Monday Tuesday Wednesday Thursday Friday Saturday Sunday

July

Mon	Tue	Wed	Thu	Fri	Sat	Sun
				18	19	20
21	22	23	24	25	26	27
28	29	30	31			


August

Mon	Tue	Wed	Thu	Fri	Sat	Sun
				1	2	3
4	5	6	7	8	9	10
11	12	13	14	15	16	17
18	19	20	21	22	23	24

Depois, de seleccionar clique em “Save” e esses serão os dias da sua Liga.

Obs: Lembrando que esses dias serão muito importantes para fazer o Report das Leagues (semanal)

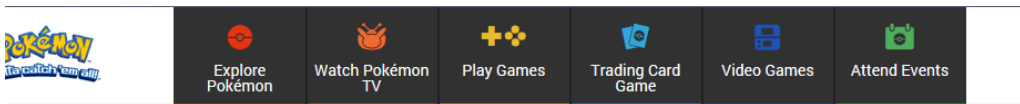
Mon	Tue	Wed	Thu	Fri	Sat	Sun	Mon	Tue	Wed	Thu	Fri	Sat	Sun
					1	2	1	2	3	4	5	6	7
3	4	5	6	7	8	9	8	9	10	11	12	13	14
10	11	12	13	14	15	16	15	16	17	18	19	20	21
17	18	19	20	21	22	23	22	23	24	25	26	27	28
24	25	26	27	28	29	30	29	30	31				

[Return to league details](#)  [Save](#)

6º Passo:

No dia da sua Liga, entre em pokemon.com (e repita os passos de 1 ao 4)

Depois, clique em “Add More Players”



League Details for Video de passo a passo

[View Orders](#) [League Application](#) [Admin](#)

Pokémon Leagues are a fun way to get involved in playing Pokémon games with other Pokémon fans. The Pokémon event information below explains where and when a Pokémon League event is taking place near you. For more information about this league location, please contact the organizer listed below. Learn more about Pokémon Leagues, including information on how to start your own league, [here](#).

League Overview

League ID: 98941
Application: Approved
Status: OVERDUE

Contact Information

n.br

Current Season

[Report Season](#) [Place Season Order](#)

[Add Play Times](#) [Add More Players](#) [Add Report](#)

[Badge Cash Orders](#)

Delphox 30 June, 2014 to 04 Aug, 2014

Next Season: Greninja 11 Aug, 2014 to 15 Sep, 2014

Games Played At This League

Pokémon Trading Card Game

7º Passo:

No inicio de cada Liga, insira o Player ID; Nome; Sobrenome e Data de nascimento para cadastrar os novos jogadores.

OP Tools Dashboard

- Player Information
- Organizer Information
- Professors
- Log Out

Below are lists of players who have participated in one or more sessions at your league. The players on the left participated in past seasons. Those on the right are players who you have added to the season displayed. Please use the "Add" and "Remove" checkboxes and click the Update button to move players from one list to the other. Your order for next season will depend on the number of players participating *this* season.

Add past players | Chestnaught

Caso haja novos jogadores, clique em "Click here" para solicitar novos Players Ids

If any new players joined your league this season, please enter their information below. Click the Update button to add them to this season's Player roster and return to this page.

If you need more Player ID numbers please [click here](#). And if you have any problems uploading players, please visit the [Customer Service](#) for more information.

Player ID	First Name	Last Name	Birth Date
<input type="text"/>	<input type="text"/>	<input type="text"/>	yyyy-mm-dd
<input type="text"/>	<input type="text"/>	<input type="text"/>	yyyy-mm-dd
<input type="text"/>	<input type="text"/>	<input type="text"/>	yyyy-mm-dd

Caso já tenha jogadores inscritos, selecione os que compareceram e caso haja, os novos jogadores que foram cadastrados e depois clique em “Update”.

Lembrando que o 7º passo deve ser feito todo início de Liga (semanalmente).

Below are lists of players who have participated in one or more seasons in your league. The players on the **left** participated in past seasons. Those on the **right** are players who you have added to the season displayed. Please use the "Add" and "Remove" checkboxes and click the Update button to move players from one list to the other. Your order for next season will depend on the number of players participating *this* season.

Add past players		Chestnaught							
No results found.		<table border="1"><thead><tr><th>Player ID</th><th>Name</th><th></th></tr></thead><tbody><tr><td>768399</td><td>xxxx</td><td><input checked="" type="checkbox"/></td></tr></tbody></table>	Player ID	Name		768399	xxxx	<input checked="" type="checkbox"/>	
Player ID	Name								
768399	xxxx	<input checked="" type="checkbox"/>							
		Total players: 1							

If any new players joined your league this season, please enter their information below. Click the Update button to add them to this season's Player Roster and return to this page.

If you need more Player ID numbers please [click here](#). And if you have any problems uploading players, please visit the [Customer Service](#) for more information.

Player ID	First Name	Last Name	Birth Date
<input type="text"/>	<input type="text"/>	<input type="text"/>	<input type="text" value="yyyy-mm-dd"/>
<input type="text"/>	<input type="text"/>	<input type="text"/>	<input type="text" value="yyyy-mm-dd"/>
<input type="text"/>	<input type="text"/>	<input type="text"/>	<input type="text" value="yyyy-mm-dd"/>
<input type="text"/>	<input type="text"/>	<input type="text"/>	<input type="text" value="yyyy-mm-dd"/>

8º Passo:

Ao Final da Season (5 semanas), você fará o Report da **Season**

Clique em “Add report”

League Details for Video de passo a passo

[View Orders](#)

[League Application](#)

[Admin](#)

Pokémon Leagues are a fun way to get involved in playing Pokémon games with other Pokémon fans. The Pokémon event information below explains where and when a Pokémon League event is taking place near you. For more information about this league location, please contact the organizer listed below. Learn more about Pokémon Leagues, including information on how to start your own league, [here](#).

League Overview

League ID: 98941

Application: Approved

Status: OVERDUE

Contact Information

[Edit Contact Info](#)

Leaders:

[Edit Leaders](#)

Current Season

[Report Season](#)

[Place Season Order](#)

[Add Play Times](#)

[Add More Players](#)

[Add Report](#)

[Badge Case Orders](#)

Delphox 30 June, 2014 to 04 Aug, 2014

Next Season: Greninja 11 Aug, 2014 to 15 Sep, 2014

Games Played At This League

Pokémon Trading Card Game

[Edit](#)

Upcoming Play Times

Tuesday, 22 July, 2014, (12:00PM - 2:00PM)

Tuesday, 29 July, 2014, (12:00PM - 2:00PM)

Tuesday, 05 Aug, 2014, (12:00PM - 2:00PM)

Verifique se todos os jogadores que participaram da Season estão listados.

Below are lists of players who have participated in one or more seasons at your league. The players on the **left** participated in past seasons. Those on the **right** are players who you have added to the season displayed. Please use the "Add" and "Remove" checkboxes and click the Update button to move players from one list to the other. Your order for next season will depend on the number of players participating *this* season.

Add past players		Chestnaught							
No results found.		<table border="1"><thead><tr><th>Player ID</th><th>Name</th><th><input type="checkbox"/></th></tr></thead><tbody><tr><td>768399</td><td>xxx</td><td><input checked="" type="checkbox"/></td></tr></tbody></table>	Player ID	Name	<input type="checkbox"/>	768399	xxx	<input checked="" type="checkbox"/>	Total players: 1
Player ID	Name	<input type="checkbox"/>							
768399	xxx	<input checked="" type="checkbox"/>							

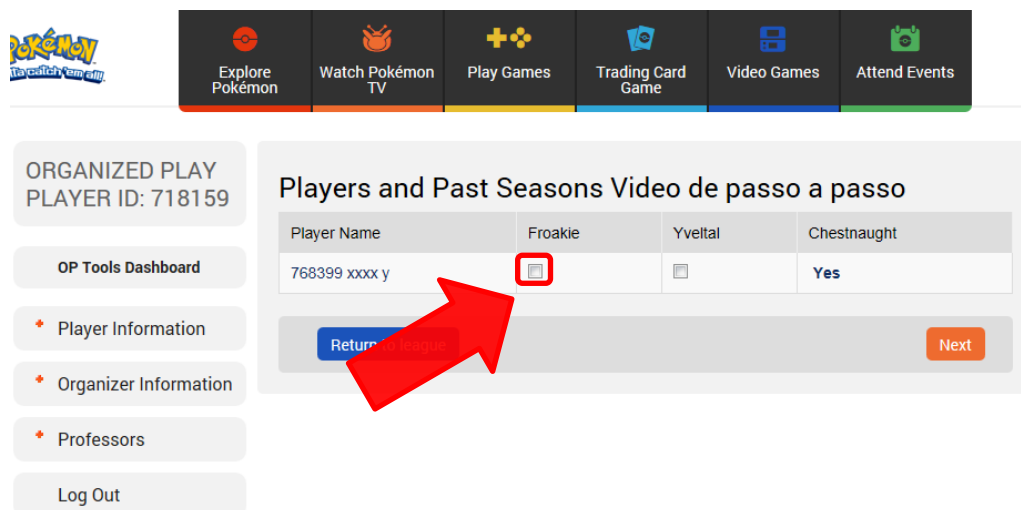
If any new players joined your league this season, please [add them](#) to the information below. Click the Update button to add them to this season's Player Roster and return to this page.

If you need more Player ID numbers please [click here](#). And if you have any problems uploading players, please visit the [Customer Service](#) for more information.

Player ID	First Name	Last Name	Birth Date
<input type="text"/>	<input type="text"/>	<input type="text"/>	<input type="text" value="yyyy-mm-dd"/>
<input type="text"/>	<input type="text"/>	<input type="text"/>	<input type="text" value="yyyy-mm-dd"/>
<input type="text"/>	<input type="text"/>	<input type="text"/>	<input type="text" value="yyyy-mm-dd"/>
<input type="text"/>	<input type="text"/>	<input type="text"/>	<input type="text" value="yyyy-mm-dd"/>

Selecione-os e clique em "Update" depois no botão de "Next"

Selecione a Season que a pessoa participou e depois clique em “Next”



The screenshot shows the Pokémon OP website interface. At the top, there is a navigation bar with icons for Explore Pokémon, Watch Pokémon TV, Play Games, Trading Card Game, Video Games, and Attend Events. Below this, the main content area is titled 'Players and Past Seasons Video de passo a passo'. On the left, there is a sidebar with 'ORGANIZED PLAY PLAYER ID: 718159' and several menu items: OP Tools Dashboard, Player Information, Organizer Information, Professors, and Log Out. The main content area contains a table with the following data:

Player Name	Frookie	Yveltal	Chestnaught
768399 xxxx y	<input checked="" type="checkbox"/>	<input type="checkbox"/>	Yes

Below the table, there are two buttons: 'Return to previous page' and 'Next'. A red arrow points to the 'Frookie' checkbox in the table.

Pronto!

Você acabou de reportar a sua Season.

Pedimos, por favor, que assim que enviarem os Reports das Seasons entrem em contato conosco pelo email:

pokemon.op@copag.com.br, com o assunto: Report Season (Nome da Season) – Nome da Loja.